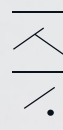


KonMari Method®

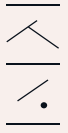
Checklist by Category

for a Tidying Festival



CATEGORY I

Clothing



Begin by gathering ALL clothing category items in the house/apartment into one pile! Make sure you have gathered every last piece of clothing in the house and be sure to handle each one.

It is recommended that you divide further into the following subcategories as you go through the joy-check and discard processes. Have your trash bags, sticky notes or temporary storage boxes on hand:

Tops (shirts, sweaters, etc)

Bottoms (pants, skirts, etc)

Clothes that should be hung

Socks

Underwear

Sleepwear

Bags (handbags, messenger bags, clutches, etc.)

Accessories (scarves, belts, hats, etc.)

Clothes for specific events (swimsuits, kimonos, saris, gowns/tuxedos, sportswear, uniforms, etc.)

Shoes

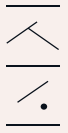
“The act of folding is far more than making clothes compact for storage. It is an act of caring, an expression of love and appreciation for the way these clothes support your lifestyle.”

– Marie Kondo



CATEGORY II

Books



Begin by taking every single book you own off the shelves and piling them on the floor. This is the best way to go through the joy-check process. Do not skip this step. Whatever you do, don't start reading them!

Divide your books into four categories:

General (books you read for pleasure)

Practical (reference, cookbooks, educational, etc)

Visual (photograph collections, art books, coffee table books, etc.)

Magazines

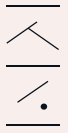


“What kind of books would you want in your bookcase to reflect the kind of person you aspire to be?”

– Marie Kondo

CATEGORY III

Papers



Marie's basic policy is to discard all papers. She recommends you dispose of anything that does not fall into one of the three categories listed below:

Currently in use

Needed for a limited period of time (invoices/bills, documents/forms, warranties, etc.)

Must be kept indefinitely (taxes, insurance or legal documents)

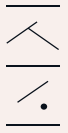
“Make sure that you keep all such papers in one spot only. Never let them spread to other parts of the house!”

– Marie Kondo



CATEGORY IV

Komono



Preparation: Have ready lots of small empty boxes, all shapes and sizes for your drawers. After joy-checking all the komono subcategories, you can put things back organized in these small boxes in their rightful place.

The basic order for sorting komono by priority is as follows:

CDs, DVDs

Skin care products

Makeup/cosmetics

Accessories

Valuables (passports, credit cards, etc.)

Electrical equipment and appliances (electric cords, etc.)

Household equipment (stationery, writing materials, etc.)

Household supplies (medicine, detergents, tissues, etc.)

Other (spare change, key chains, figurines, etc.)

[Optional] Hobby-related supplies/equipments

“Keep things because you love them – not *‘just because.’*”

– Marie Kondo



KOMONO CONTINUED

Kitchen komono are voluminous! That is why they deserve a whole separate section:

Tools for cooking:

Cooking tools (pots, frying pan, bowls, colander, etc.)

Cooking utensils (knives, ladle, spatulas, cooking chopsticks, etc.)

Electric cookware (food processor, mixer, blender, etc.)

Containers (food storage, jars, bottles, etc.)

Wraps (plastic wrap, aluminum foil, food storage bags, etc.)

Small items (rubber bands, toothpicks, bamboo sticks, etc.)

Paper goods (paper plates, straws, paper cups, etc.)

Lunchbox items (bento boxes, toothpicks, small cups, thermos, etc.)

Baking tools (baking sheets, cupcake pans, whisks, measuring cups, etc.)

Cleaning detergents (dishwashing detergent, cleansers, etc.)

Cleaning tools (sponges, cleaning brushes, etc.)

Tools for eating:

Dishware, ceramics and serving pieces

Tableware (cutlery and glassware)

Tablecloths, placemats, napkins, coasters, chopstick rests, etc.

Cups and mugs

Food:

Spices

Dry goods

Canned or packaged foods

Drinks

Vitamin Supplements

Snacks, bread, etc.

Staples (rice, noodles, pasta, flour, etc.)

Teas, coffee, etc.

Condiments, sauces and preserves/jams



CATEGORY V

Sentimental Items



By the time you reach this final stage of your tidying festival, you have sufficiently honed your sensitivity to what sparks joy for you. Make good use of the things you choose to keep for the next stage of your life. Ask yourself, “Will the future me need this to spark joy?” and confront each item in order to put your past self in order:

Awards, certificates, diplomas, yearbooks, trophies, medals, etc.

Artwork (including children’s)

Relics and keepsakes

Letters

Photos

Journals and scrapbooks

Dolls and stuffed animals

